


Name of the Company : Vishvprabha Trading Ltd
 Script Code : 512064
 As on : 31-12-2016

Table I - Summary Statement holding of specified securities						
Category	Category of shareholder	Nos. of shareholders	No. of fully paid up equity shares held	Total nos. shares held	Shareholding as a % of total no. of shares (calculated as per SCRR, 1957)	Number of equity shares held in dematerialized form
(A)	Promoter & Promoter Group	9	81850	81850	33.408	81600
(B)	Public	118	163150	163150	66.592	113350
(C)	Non Promoter- Non Public	0	0	0	0	0
(C1)	Shares underlying DRs	0	0	0	0	0
(C2)	Shares held by Employee Trusts	0	0	0	0	0
	Total	127	245000	245000	100	194950



Table II - Statement showing shareholding pattern of the Promoter and Promoter Group

	Category & Name of the Shareholders	No. of shareholder	No. of fully paid-up equity shares held	Total nos. shares held	Shareholding % calculated as per SCRR, 1957	Number of equity shares held in dematerialized form
1	Indian					
(a)	Individuals/Hindu undivided Family	5	250	250	0.102	0
	SUSHIL LUNIA	1	50	50	0.02	0
	SUNIL Y SURVE	1	50	50	0.02	0
	MAHESH P UPADHYAY	1	50	50	0.02	0
	SARITA LUNIA	1	50	50	0.02	0
	SURESH P UPADHYAY	1	50	50	0.02	0
(b)	Central Government/ State Government(s)	0	0	0	0	0
(c)	Financial Institutions/ Banks	0	0	0	0	0
(d)	Any Other (specify)	4	81600	81600	33.306	81600
	Bodies Corporate		0			
	WARDEN INFRA PROJECTS PRIVATE LIMITED	1	22050	22050	9	22050
	MRUGESH TRADING LIMITED	1	24000	24000	9.796	24000
	BHAIRAV ENTERPRISES LIMITED	1	12550	12550	5.122	12550
	RAJAN ENTERPRISES PRIVATE LIMITED	1	23000	23000	9.388	23000
	Sub-Total-(A) (1)	9	81850	81850	33.408	81600
2	Foreign					
(a)	Indivi/Non-Resi Foreign Indivi	0	0	0	0	0
(b)	Government	0	0	0	0	0
(c)	Institutions	0	0	0	0	0
(d)	Foreign Portfolio Investor	0	0	0	0	0
(e)	Any Other (specify)					



		0	0	0	0	0
	Sub-Total-(A)(2)	0	0	0	0	0
	Total Shareholding of Promoter and Promoter Group (A) = (A)(1)+(A)(2)	9	81850	81850	33.408	81600






Table III - Statement showing shareholding pattern of the Public shareholder

	Category & Name of the Shareholders	No. of shareholder	No. of fully paid up equity shares held	Total nos. shares held	Shareholding % calculated as per SCRR, 1957	Number of equity shares held in dematerialized form
1	Institutions					
(a)	Mutual Funds/	0	0	0	0	0
(b)	Venture Capital Funds	0	0	0	0	0
(c)	Alternate Investment Funds	0	0	0	0	0
(d)	Foreign Venture Capital Investors	0	0	0	0	0
(e)	Foreign Portfolio Investors	0	0	0	0	0
(f)	Financial Institutions/ Banks	0	0	0	0	0
(g)	Insurance Companies	0	0	0	0	0
(h)	Provident Funds/ Pension Funds	0	0	0	0	0
(i)	Any Other (specify)	0	0	0	0	0
	Sub-Total-(B) (1)	0	0	0	0	0
2	Central Government/ State Government(s)/ President of India					
		0	0	0	0	0
	Sub-Total-(B)(2)	0	0	0	0	0
3	NON-Institutions					
(a)	Individuals -					



	i. Individual shareholders holding nominal share capital up to Rs. 2 lakhs.					
		72	84250	84250	34.388	60350
	PADMANABH JAJODIA	1	12200	12200	4.98	12200
	PRADYUMNA JAJODIA	1	12300	12300	5.02	12300
	HARISH KUMAR JAJODIA	1	2550	2550	1.041	2550
	HARISH KUMAR JAJODIA HUF	1	4000	4000	1.633	4000
	SANJIV DHARNIDHARKA	1	11450	11450	4.673	0
	VIBHA JAJODIA	1	7000	7000	2.857	7000
	SHRI RAJIV DHARNIDHARKA	1	6850	6850	2.796	0
	SRAWAN KUMAR JAJODIA	1	10050	10050	4.102	10050
	NIRMALA JAJODIA	1	12000	12000	4.898	12000
	ii. Individual shareholders holding nominal share capital in excess of Rs. 2 lakhs.					
		0	0	0	0	0
	(b) NBFCs registered with RBI					
		0	0	0	0	0
	(c) Employee Trusts					
		0	0	0	0	0
	(d) Overseas Depositories holding DRs) (balancing figure)					
		0	0	0	0	0
	(e) Any Other (specify)					
		46	78900	78900	32.204	53000
	RISHABH ENTERPRISES LTD	1	8550	8550	3.49	8550
	GULSHAN INVESTMENTS CO LT	1	24500	24500	10	0
	LYNX MACHINERY & COMMERCIALS LTD	1	23550	23550	9.612	23550
	A-ONE COMMERCE PRIVATE LIMITED	1	9850	9850	4.02	9850
	WARDEN INTERNATIONAL (AGENCIES) PVT LTD	1	10000	10000	4.082	10000
	Sub-Total-(B) (3)	118	163150	163150	66.592	113350



Total Public Shareholding (B) = (B)(1) + (B)(2) + (B)(3)	118	163150	163150	66.592	113350
---	-----	--------	--------	--------	--------




Table IV - Statement showing shareholding pattern of the Non Promoter- Non Public shareholder

	Category & Name of the Shareholders	No. of shareholder	No. of fully paid up equity shares held	Total nos. shares held	Number of equity shares held in dematerialized form
1	Custodian/DR				
(a)	Name of DR Holder (if available)				
	Sub-Total [C](1)	0	0	0	0
2	Employee Benefit Trust (under SEBI (Share based Employee Benefit) Regulations, 2014)				
(a)	Name (abc...				
	Sub-Total [C](2)	0	0	0	0
		0	0	0	0

