

# VISHVPRABHA TRADING LIMITED

Regd. Off: Warden House, 340, J.J. Road, Byculla, Mumbai 400 008.

CIN: L51900MH1985PLC034965

Tel. (022) 2302 7900 Fax: (022) 2307 7231

Website: [www.vishvprabhatrading.com](http://www.vishvprabhatrading.com)

Email: [cosec@vishvprabhatrading.com](mailto:cosec@vishvprabhatrading.com)

January 11, 2018

The General Manager – Listing  
Bombay Stock Exchange Limited  
25<sup>th</sup> Floor  
Phiroze Jeejeebhoy Towers  
Dalal Street  
Mumbai 400 001.

Dear Sirs

**Sub.: Information as per Regulation 31 of SEBI (Listing Obligations & Disclosure Requirements) Regulations, 2015.**


**Ref.: Security Code # 512064**

---

We submit herewith a Statement giving information regarding shareholding pattern of the Company for the Quarter ended 31<sup>st</sup> December, 2017, in the prescribed format.

Thanking you

Yours truly,  
For **Vishvprabha Trading Limited**

  
Sunil Y. Surve  
Director.



Encl.: As above

Name of the Company : Vishvprabha Trading Ltd  
 Script Code : 512064  
 As on : 31-12-2017

Table 1- Summary Statement holding of specified securities						
Category	Category of shareholder	Nos. of shareholders	No. of fully paid up equity shares held	Total nos. shares held	Shareholding as a % of total no. of shares (calculated as per SCRR, 1957)	Number of equity shares held in dematerialized form
(A)	Promoter & Promoter Group	9	81850	81850	33.408	81600
(B)	Public	112	163150	163150	66.592	113350
(C)	Non Promoter- Non Public	0	0	0	0	0
(C1)	Shares underlying DRs	0	0	0	0	0
(C2)	Shares held by Employee Trusts	0	0	0	0	0
	Total	121	245000	245000	100	194950



Table II - Statement showing shareholding pattern of the Promoter and Promoter Group

	Category & Name of the Shareholders	No. of shareholder	No. of fully paid up equity shares held	Total nos. shares held	Shareholding % calculated as per SCRR, 1957	Number of equity shares held in dematerialized form
<b>1</b>	<b>Indian</b>					
(a)	<b>Individuals/Hindu undivided Family</b>	5	250	250	0.102	0
	SARITA LUNIA	1	50	50	0.02	0
	MAHESH P UPADHYAY	1	50	50	0.02	0
	SUNIL Y SURVE	1	50	50	0.02	0
	SUSHIL LUNIA	1	50	50	0.02	0
	SURESH P UPADHYAY	1	50	50	0.02	0
(b)	<b>Central Government/ State Government(s)</b>	0	0	0	0	0
(c)	<b>Financial Institutions/ Banks</b>	0	0	0	0	0
(d)	<b>Any Other (specify)</b>	4	81600	81600	33.306	81600
	Bodies Corporate		0			
	MRUGESH TRADING LIMITED	1	24000	24000	9.796	24000
	BHAIRAV ENTERPRISES LIMITED	1	12550	12550	5.122	12550
	RAJAN ENTERPRISES PRIVATE LIMITED	1	23000	23000	9.388	23000
	WARDEN INFRA PROJECTS PRIVATE LIMITED	1	22050	22050	9	22050
	<b>Sub-Total-(A) (1)</b>	<b>9</b>	<b>81850</b>	<b>81850</b>	<b>33.408</b>	<b>81600</b>
<b>2</b>	<b>Foreign</b>					
(a)	<b>Indivi/Non-Resi Foreign Indivi</b>	0	0	0	0	0
(b)	<b>Government</b>	0	0	0	0	0
(c)	<b>Institutions</b>	0	0	0	0	0
(d)	<b>Foreign Portfolio Investor</b>	0	0	0	0	0
(e)	<b>Any Other (specify)</b>					



		0	0	0	0	0
Sub-Total-(A)(2)		0	0	0	0	0
Total Shareholding of Promoter and Promoter Group (A) = (A)(1) + (A)(2)		9	81850	81850	33.408	81600





Table III - Statement showing shareholding pattern of the Public shareholder

	Category & Name of the Shareholders	No. of shareholder	No. of fully paid up equity shares held	Total nos. shares held	Shareholding % calculated as per SCRR, 1957	Number of equity shares held in dematerialized form
<b>1</b>	<b>Institutions</b>					
(a)	Mutual Funds/	0	0	0	0	0
(b)	Venture Capital Funds	0	0	0	0	0
(c)	Alternate Investment Funds	0	0	0	0	0
(d)	Foreign Venture Capital Investors	0	0	0	0	0
(e)	Foreign Portfolio Investors	0	0	0	0	0
(f)	Financial Institutions/ Banks	0	0	0	0	0
(g)	Insurance Companies	0	0	0	0	0
(h)	Provident Funds/ Pension Funds	0	0	0	0	0
(i)	Any Other (specify)	0	0	0	0	0
	Sub-Total-(B):1)	0	0	0	0	0
<b>2</b>	<b>Central Government/ State Government(s)/ President of India</b>					
		0	0	0	0	0
	Sub-Total-(B):2)	0	0	0	0	0
<b>3</b>	<b>NON-Institutions</b>					
(a)	Individuals -					



	<b>i. Individual shareholders holding nominal share capital up to Rs. 2 lakhs.</b>					
		68	84350	84350	34.429	60350
	SHASHI KUMAR DUJARI	1	4950	4950	2.02	0
	VIBHA JAJODIA	1	7000	7000	2.857	7000
	ISHWAR G. NAIK	1	12000	12000	4.898	12000
	SRAWAN KUMAR JAJODIA	1	10050	10050	4.102	10050
	BHARAT KARSANDAS THAKKAR	1	12200	12200	4.98	12200
	PRADYUMNA JAJODIA	1	12300	12300	5.02	12300
	HARISH KUMAR JAJODIA	1	2550	2550	1.041	2550
	NAVNEET DAMMANI	1	10000	10000	4.082	0
	HARISH KUMAR JAJODIA HUF	1	4000	4000	1.633	4000
	SURENDRA KUMAR DUJARI	1	3400	3400	1.388	0
	<b>ii. Individual shareholders holding nominal share capital in excess of Rs. 2 lakhs.</b>					
		0	0	0	0	0
	<b>(b) NBFCs registered with RBI</b>					
		0	0	0	0	0
	<b>(c) Employee Trusts</b>					
		0	0	0	0	0
	<b>(d) Overseas Depositories holding DRs) (balancing figure)</b>					
		0	0	0	0	0
	<b>(e) Any Other (specify)</b>					
		44	78800	78800	32.163	53000
	LYNX MACHINERY & COMMERCIALS LTD	1	23550	23550	9.612	23550
	GULSHAN INVESTMENTS CO LT	1	24500	24500	10	0
	RISHABH ENTERPRISES LTD	1	8550	8550	3.49	8550
	WARDEN INTERNATIONAL (AGENCIES) PVT LTD	1	10000	10000	4.082	10000
	A-ONE COMMERCE PRIVATE LIMITED	1	9850	9850	4.02	9850
	Sub-Total-(B) (3)	112	163150	163150	66.592	113350



Total Public Shareholding (B) = (B)(1) + (B)(2) + (B)(3)	112	163150	163150	66.592	113350	



Table IV - Statement showing shareholding pattern of the Non Promoter- Non Public shareholder

	Category & Name of the Shareholders	No. of shareholder	No. of fully paid up equity shares held	Total nos. shares held	Number of equity shares held in dematerialized form
1	Custodian/DR				
(a)	Name of DR Holder (if available)				
	Sub-Total [C](1)	0	0	0	0
2	Employee Benefit Trust (under SEBI (Share based Employee Benefit) Regulations, 2014)				
(a)	Name (abc...)				
	Sub-Total [C](2)	0	0	0	0
		0	0	0	0

