

(1)(a) Statement showing ShareHolding Pattern


Name of the Company /
Name of the Scrip : Vishvprabha Trading Ltd
Quarter Ended : 30-06-2015
Scrip Code : 512064 Class of security : Equity

Partly paid-up Shares	No. of Partly paid-up Shares	As a % of total No. of Partly paid-up Shares	As a % of Total no. of Shares of the Company
Held by Promoters/ Promoters Group	0		
Held by Public	0		
TOTAL - D	0		

Outstanding Conv. Securities	No. of Outstanding Securities	As a % of Total no. of O/S Conv. Securities	As a % of Total no. of shares of the Co., assuming full conv.
Held by Promoters/ Promoters Group	0		
Held by Public	0		
TOTAL - E	0		

Warrants :	No. of Warrants	As a % of Total no. of Warrants	As a % of Total no. of shares of the Co., assuming full conv.
Held by Promoters/ Promoters Group	0		
Held by Public	0		
TOTAL - F	0		

Total paid-up Capital of the Company assuming full conv. Of warrants & securities	245000
---	--------



Statement Showing Shareholding Pattern - Table (I)(a)

Vishvprabha Trading Ltd

Scrip Code : 512064
Quarter Ended : 30-06-2015

Category code	Category of Shareholder	Number of Shareholders	Total number of shares	Number of shares held in dematerialized form	Total shareholding as a percentage of total number of shares		Shares pledged or otherwise encumbered	
					As a percentage of(A+B) ¹	As a percentage of (A+B+C)	Number of shares	As a % of Total No. of Shares
(A)	Shareholding of Promoter and Promoter Group							
1	Indian							
a	Individual/Huf	5	250	0	0.102	0.102	0	0.000
b	Central/State Gov	0	0	0	0.000	0.000	0	0.000
c	Bodies Corporates	4	81600	81600	33.306	33.306	0	0.000
d	Fins / Banks	0	0	0	0.000	0.000	0	0.000
e	Any Other specify	0	0	0	0.000	0.000	0	0.000
e-1		0	0	0	0.000	0.000	0	0.000
e-2		0	0	0	0.000	0.000	0	0.000
	Sub Total(A)(1)	9	81850	81600	33.408	33.408	0	0.000
2	Foreign							
a	Indv NRI/For Ind	0	0	0	0.000	0.000	0	0.000
b	Bodies Corporate	0	0	0	0.000	0.000	0	0.000
c	Institutions	0	0	0	0.000	0.000	0	0.000
d	Qualified For.Inv.	0	0	0	0.000	0.000	0	0.000
e	Any Other Specify	0	0	0	0.000	0.000	0	0.000
e-1		0	0	0	0.000	0.000	0	0.000
e-2		0	0	0	0.000	0.000	0	0.000
	Sub Total(A)(2)	0	0	0	0.000	0.000	0	0.000
	Total Shareholding of Promoter and Promoter Group Total (A)= (A)(1)+(A)(2)	9	81850	81600	33.408	33.408	0	0.000
(B)	Public shareholding							
1	Institutions							
a	Mutual Funds	0	0	0	0.000	0.000		
b	Fins / Banks	0	0	0	0.000	0.000		
c	Central/State Govt	0	0	0	0.000	0.000		
d	Venture Cap Fund	0	0	0	0.000	0.000		
e	Insurance Comp(s)	0	0	0	0.000	0.000		
f	Foreign Ins Invest	0	0	0	0.000	0.000		
g	Foreign Ven Cap In	0	0	0	0.000	0.000		




Statement Showing Shareholding Pattern - Table (I)(a)

Vishyprabha Trading Ltd

Scrip Code : 512064


Quarter Ended : 30-06-2015

Category code	Category of Shareholder	Number of Shareholders	Total number of shares	Number of shares held in dematerialized form	Total shareholding as a percentage of total number of shares		Shares pledged or otherwise encumbered	
					As a percentage of(A+B) ¹	As a percentage of (A+B+C)	Number of shares	As a % of Total No. of Shares
h	Qualified For.Inv.	0	0	0	0.000	0.000		
i	Any Other -Specify	0	0	0	0.000	0.000		
i-1		0	0	0	0.000	0.000		
i-2		0	0	0	0.000	0.000		
	Sub-Total (B)(1)	0	0	0	0.000	0.000		
B 2	Non-institutions							
a	Bodies Corporates	47	78900	52650	32.204	32.204		
b	Individuals							
	i) upto Rs 1-Lac	67	26250	13800	10.714	10.714		
	ii) above Rs1-Lac	5	58000	46550	23.673	23.673		
c	Qualified For.Inv.	0	0	0	0.000	0.000		
d	Any Other -Clr-Mem	0	0	0	0.000	0.000		
d-1		0	0	0	0.000	0.000		
d-2		0	0	0	0.000	0.000		
	-OCB	0	0	0	0.000	0.000		
	-NRI	0	0	0	0.000	0.000		
	Sub-Total (B)(2)	119	163150	113000	66.592	66.592		
(B)	Total (B)=(B)(1)+(B)(2)	119	163150	113000	66.592	66.592		
	TOTAL (A)+(B)	128	245000	194600		100.000	0	0.000
(C)	Held by Custodians against Depository Receipts							
	PROMOTER & PRO GRP	0	0	0		0.000		
	PUBLIC	0	0	0		0.000		
	GRAND TOTAL (A)+(B)+(C)	128	245000	194600		100.000	0	0.000




(I)(b) Statement showing holding of securities (including shares, warrants, convertible securities) of persons belonging to the category "Promoter and Promoter Group"

Sr. No.	Ref- No	Name of the shareholder	Total Shares held		Shares pledged or otherwise encumbered			Details of warrant		Details of convertible securities		Total shares (including underlying shares assuming full conversion of warrant and convertible securities) as a % of diluted share capital
			Number	As a % of grand total (A)+(B)+(C)	Number	% of Total shares held	As a % of grand total (A)+(B)+(C)	Number of warrants held	As a % of total No of warrants of the same class	Number of convertible securities held	As a % of total No of convertible securities of the same class	
1	00013318	WARDEN INFRA PROJECTS PRIVATE LIMIT	22050	9.000	0	0.000	0.000	0	0.000	0	0.000	9.000
2	00014613	MRUGESH TRADING LIMITED	24000	9.796	0	0.000	0.000	0	0.000	0	0.000	9.796
3	00014628	BHAIRAV ENTERPRISES LIMITED	12550	5.122	0	0.000	0.000	0	0.000	0	0.000	5.122
4	00014651	RAJAN ENTERPRISES PRIVATE LIMITED	23000	9.388	0	0.000	0.000	0	0.000	0	0.000	9.388
5	000271	MAHESH P UPADHYAY	50	0.020	0	0.000	0.000	0	0.000	0	0.000	0.020
6	000272	SURESH P UPADHYAY	50	0.020	0	0.000	0.000	0	0.000	0	0.000	0.020
7	000279	SUNIL Y SURVE	50	0.020	0	0.000	0.000	0	0.000	0	0.000	0.020
8	000298	SUSHIL LUNIA	50	0.020	0	0.000	0.000	0	0.000	0	0.000	0.020
9	000341	SARITA LUNIA	50	0.020	0	0.000	0.000	0	0.000	0	0.000	0.020
		Total Promoter & Promoter Group	81850	33.408	0	0.000	0.000	0	0.000	0	0.000	33.406




(I)(c) Statement showing holding of securities (including shares, warrants, convertible securities) of persons (together with PAC) belonging to the category "Public" and holding more than 5% of the total number of shares									
Sr. No.	Ref-Num	Name of the shareholder	Number of shares	Shares as a percentage of total number of shares (i.e., Grand Total (A)+(B)+(C) indicated in Statement at para (I)(a) above)	Details of warrant		Details of convertible securities		Total shares (including underlying shares assuming full conversion of warrant and convertible securities) as a % of diluted share capita.
					Number of warrants held	As a % of total No of warrants of the same class	Number of convertible securities held	As a % of total No of convertible securities of the same class	
1	000232	GULSHAN INVESTMENTS CO LTD	24500	10.000	0	0.000	0	0.000	10.000
2	AAACL4374K	LYNX MACHINERY & COMMERCIALS LTD	23550	9.612	0	0.000	0	0.000	9.612
3	ACQPJ4925R	PRADYUMNA JAJODIA	12300	5.020	0	0.000	0	0.000	5.020
				0.000					
		Total -Public [5% & above]	60350	24.633	0	0.000	0	0.000	24.632



(II)(a) Statement showing details of Depository Receipts (DRs)

Sr. No.	Ref-Num	Name of theHolder	Type of outstanding DR (ADRs, GDRs, SDRs, etc.)	Number of outstanding DRs	Number of shares underlying outstanding DRs	Shares underlying outstanding DRs as a percentage of total number of shares {i.e., Grand Total (A)+(B)+(C) indicated in Statement at para (I)(a) above}



(II)(b) Statement showing Holding of Depository Receipts (DRs), where underlying shares held by Promoter/Promoter Group are in excess of 1% of the total number of shares

Sr. No.	Ref-Num	Name of the DR Holder	Type of outstanding DR (ADRs, GDRs, SDRs, etc.)	Number of outstanding DRs	Number of shares underlying outstanding DRs	Shares underlying outstanding DRs as a percentage of total number of shares {i.e., Grand Total (A)+(B)+(C) indicated in Statement at para (I)(a) above}

